



Citizens Redistricting Commission
1130 "K" Street
Suite 101
Sacramento, CA 95814

June 30, 2011

Dear Honorable Commissioners,

On behalf of the California League of Conservation Voters Education Fund and our sister organization, the California League of Conservation Voters, I am writing to express our opposition to your directions to combine coastal counties in Northern California with inland counties despite overwhelming public testimony demonstrating these are different communities, separated by a large natural barrier, with different transportation routes and policy needs. **We urge the Commission to instead make small adjustments to your first round draft maps in this region rather than wholesale changes we believe could have devastating environmental impacts.**

We have persistently made the case throughout the state that contiguous environmentally sensitive areas need to be protected as 'environmental-communities-of-interest'. We are therefore concerned that this major change will create major ripple throughout northern California breaking-up other sensitive communities of interest without giving them any meaningful opportunity to comment.

Most troubling, this decision was based on the false assumption that the interests of the North Coast and North Bay are incompatible. We believe you have created a conflict between two communities with a shared commitment to preserving our environment where none exists.

For example, in the Assembly plan the Commission falsely concluded that the preservation of the North Coast was the reason Santa Rosa was not combined with the bulk of the rest of Sonoma County. This is a mathematical falsehood. Santa Rosa has been split from the bulk of the rest of Sonoma because the Commission determined Marin should not be paired with San Francisco, Napa or Solano. As a result the Marin district needs to add 215,000 people from Sonoma. This means that either Santa Rosa needs to be put with Marin or two-thirds of the rest of Sonoma needs to be put with Marin. This choice has little to do with the configuration of the North Coast.

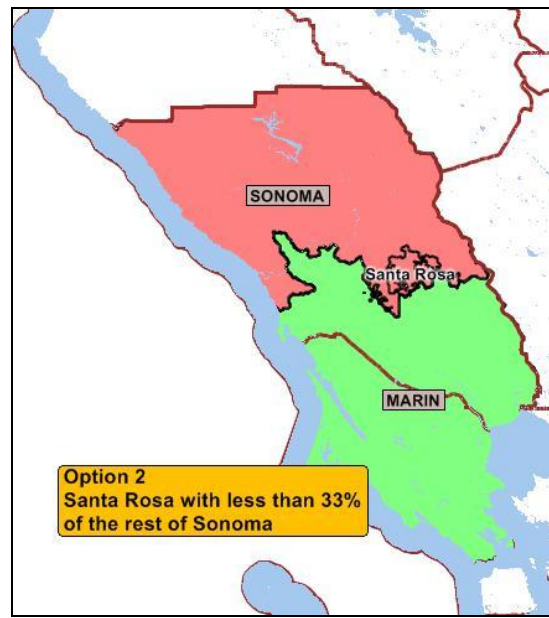
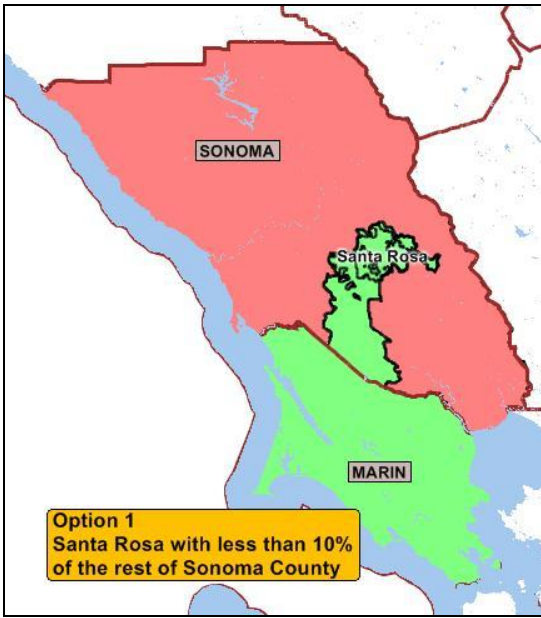
(continued)

california league of conservation voters education fund / www.clcvedfund.org

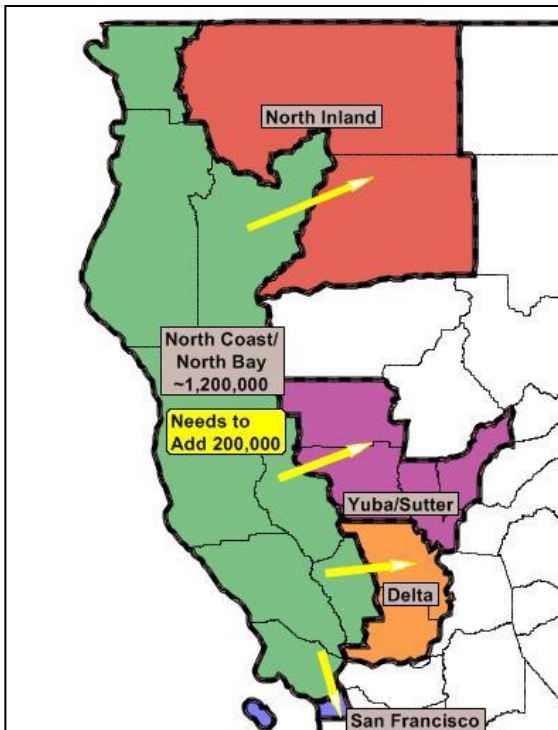
□ 6310 San Vicente Boulevard, Suite 425, Los Angeles, California 90048 / phone: 323.939.6790 / fax: 323.939.6791
□ 350 Frank H. Ogawa Plaza, Suite 1100, Oakland, California 94612 / phone: 510.271.0900 / fax: 510.271.0901

Printed with soy-based inks on processed chlorine-free, 100% post-consumer waste recycled paper





We urge the Commission to reach an independent decision of whether the district containing Santa Rosa should also include Napa, Marin or the North Coast. No matter how Sonoma is divided, Santa Rosa would be combined with nearby communities that are in the same region of the state and within reasonable driving distance. **We further urge the Commission to then combine the North Coast with similar populations in the Napa/Sonoma area.** Failure to do so would place the North Coast with communities in a different part of the state which can only be reached by driving of four hours or more. Such a decision is inconsistent with trying to do the least harm to the fewest people.



In the Congressional plan the Commission decided to put Marin in a North Bay district with Sonoma rather than a North Coast district with Del Norte. We express no opinion on this decision. However, we strongly believe that the decision of where to place Marin has little to do with what counties should be added to bring the two congressional districts that would cover the North Bay and North Coast regions to population.

The eight counties the Commission has consistently defined as making up the North Coast and North Bay have 1.2 million people. To draw two congressional districts in any configuration they need to add 200,000 people. They could come from the North Inland, Yuba/Sutter (as in the draft plan), Delta or San Francisco areas.

Instead of having a serious debate on the merits of each option, it was represented that moving Marin meant you had to jump the Coastal Mountain Range and add in the North Inland. This is not accurate and falsely

(continued)

limited Commission choice. **We urge the Commission to reconsider this decision and instead combine the North Coast/North Bay with more similar communities in the Delta or Yuba/Sutter area.**

To summarize:

- 1) Consider small adjustments to your current maps to improve your lines in the North Bay and reject wholesale changes that would disenfranchise the North Coast;
- 2) Reject any conclusion that the interests of the North Bay are incompatible with those of the North Coast;
- 3) In the Assembly plan combine Santa Rosa with the nearby areas that you feel it best matches while also preserving the Coastal Mountain Range as natural barrier; and,
- 4) In the Congressional plan complete the two congressional districts covering the North Coast and North Bay by adding population in the Delta or Yuba/Sutter region.

Thank you for your continued efforts. I join the chorus recognizing your thankless work.

Sincerely,

A handwritten signature in black ink that reads "H. Eric Schockman". The signature is written in a cursive, slightly slanted style.

H. Eric Schockman, PhD
Vice President, CLCV Education Fund